

COMP62342

Using Ontologies

Sean Bechhofer

sean.bechhofer@manchester.ac.uk

Uli Sattler

ulrike.sattler@manchester.ac.uk

Today

- ✓ SKOS
- ✓ Linked Data
- Some clarifications of misunderstandings I saw in your essays
- More on Profiles
- Using Ontologies
 - for MCQ generation
 - in an information system
- Wrap Up

Clarifications

OWL, DL, semantics

- Check out this example
- Does this ontology entail
Furniture SubClassOf
hasShape exactly 1 Shape
?
Can we improve this
ontology?

```
Class: Square SubClassOf Shape
Class: Circle SubClassOf Shape
Class: Rectangle SubClassOf Shape

DisjointClasses: Square, Circle, Rectangle

Class: Shape SubClassOf
    (Square or Circle or Rectangle)

Property hasShape Range: Shape
    Domain: Furniture

Class: Furniture SubClassOf
    hasShape some Shape

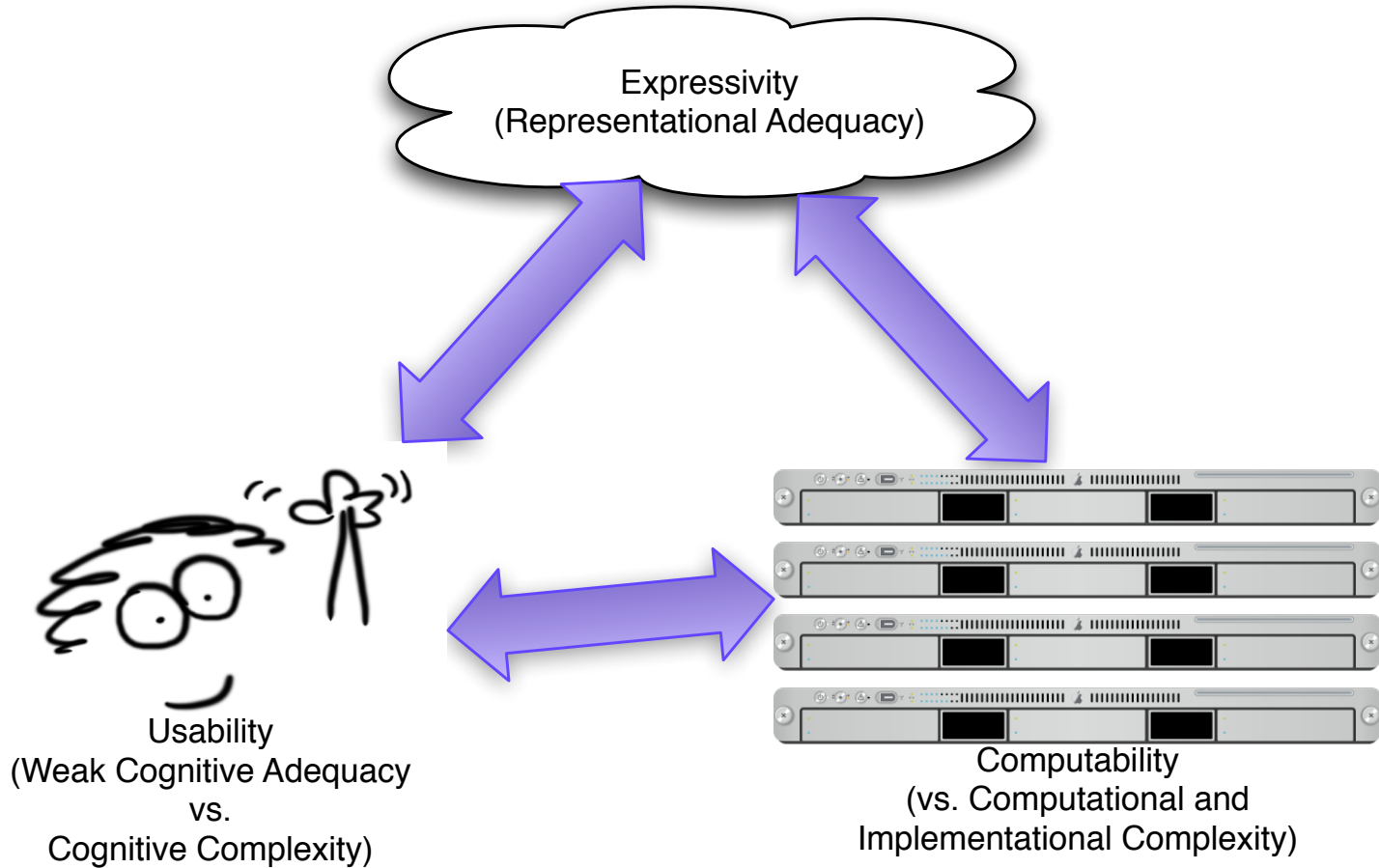
Class: Chair SubClassOf Furniture and
    hasShape only Rectangle
```

Part-Whole Relation

- hasPart and isLocatedIn are 2 different properties.
- Which one relates
 - your lungs and your chest?
 - a bed and its bedroom
 - an apple and its tree

More on Profiles

The Design Triangle



OWL Expressivity

- OWL is an expressive ontology language providing a number of class forming operators and axiom types
 - full Booleans
 - and, or, not
 - Property Restrictions
 - some, only, min, max, exact
 - Enumerations
 - Explicit classes formed from individuals
 - Subclass and Equivalence
 - Property
 - Hierarchies
 - Chains
 - Characteristics: functional, inverse
- Expressivity comes with a (computational and cognitive) cost
 - Do we always need all this expressivity?

OWL Profiles

- ...are trimmed down sublanguages/fragments that trade
expressive power for efficiency of reasoning
- Restrictions are placed on the
 - operators, e.g., no **or**, no **not**
 - axiom types supported, e.g., no **InverseObjectProperties(p q)**
- Three profiles, EL, QL and RL are defined in the
OWL Profiles Recommendation
<http://www.w3.org/TR/owl2-profiles/>
- ...each of them is maximal for that profile's computation complexity,
i.e., weakening any restriction results in increased computational
complexity
- Other profiles could be defined

Profiles (from last week)

- OWL 2 EL:
 - only ‘and’, ‘some’, SubProperty, transitive, SubPropertyChain
 - it’s a *Horn* logic
 - no reasoning by case required,
 - no disjunction, not even hidden
 - designed for big class hierarchies, e.g. SNOMED,
- OWL 2 QL:
 - only restricted ‘some’, restricted ‘and’, inverseOf, SubProperty
 - designed for querying data in a database through a class-level ontology
- OWL 2 RL:
 - no ‘some’ on RHS of SubClassOf, ...
 - designed to be implemented via a classic rule engine
- For details, see OWL 2 specification!

Why Ontologies?

What do we use them for?

Remember from last week:

- An OWL ontology O is a **document**:
 - therefor, it cannot **do** anything - as it isn't a piece of software!
 - in particular, an ontology cannot **infer** anything (a reasoner may infer something!)
- An OWL ontology O :
 - with 'implications'
 - correspond to the OWL Axioms
 - parse and access it
 - a **reasoner** is only interested in this set of axioms
 - **not** in annotation axioms
 - see https://www.w3.org/TR/owl2-primer/#Document_Information_and_Annotations
 - <https://www.w3.org/TR/2012/REC-owl2-syntax-20121211/#Annotations>

So, what to do
with
these documents/
ontologies?

E.g., let's create MCQs!

- Given that some
 - ontology captures rich domain knowledge
 - assessment/MCQ generation is costly & relevant
 - in particular for healthcare & medicine
- ➔ why not auto-generate MCQs from ontologies?
- Building on research we have done so far,
 - in particular on how to make **good** MCQs, e.g., control difficulty
- we are now exploring this further with **Elsevier**
 - towards more complex MCQs, e.g., patient cases
- interesting new app with **new reasoning problems**
 - similarity of concepts and cases

Anatomy of an MCQ

Which of these is **not** a mammal? — Stem

1. Dolphin
 2. Whale
 3. Tuna
 4. Chimpanzee
- Distractors
- Key

Options

MCQ

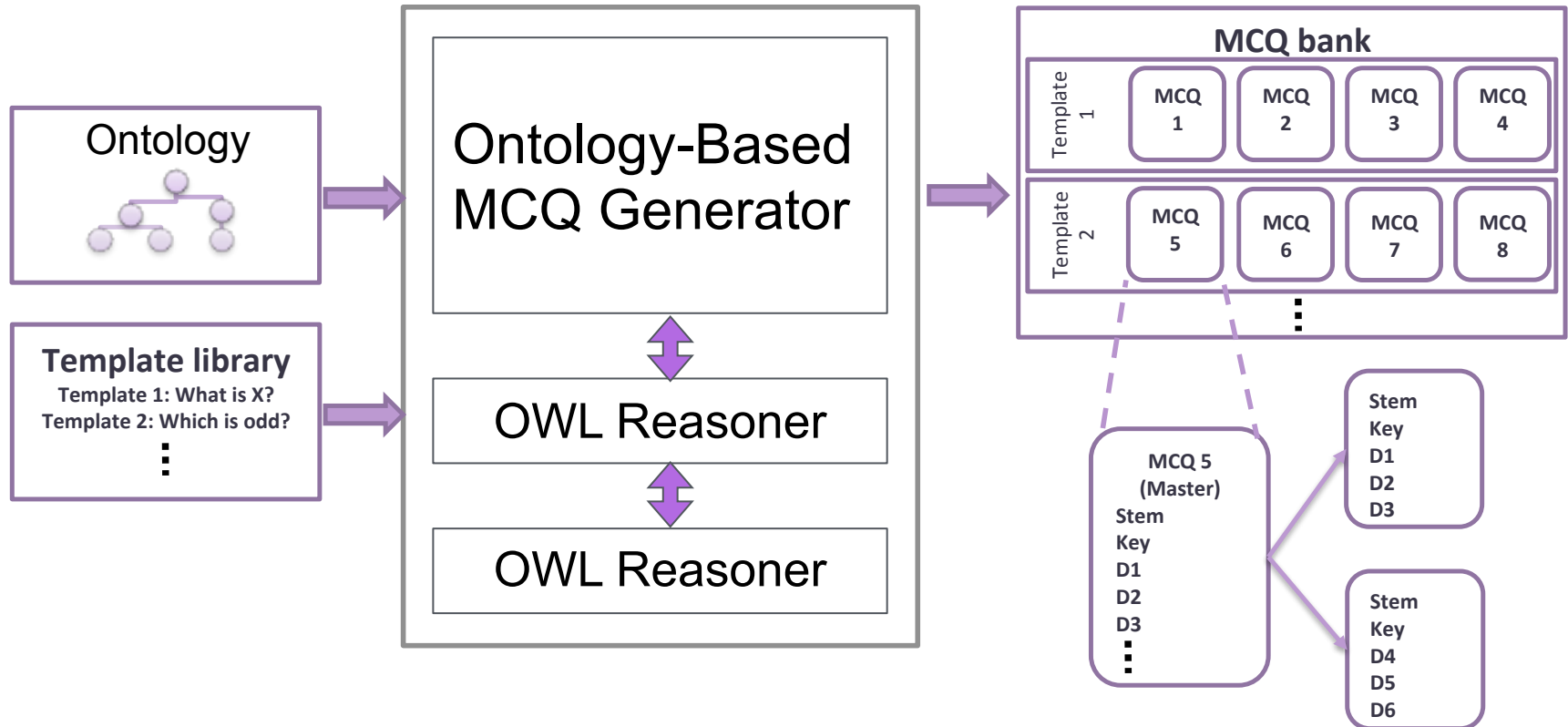
Follows a **template**:

Stem: Which of these is **not** a (Class) X ?

Distractors: Y with $O \models Y \sqsubseteq X$

Key: Y with $O \not\models Y \sqsubseteq X$

Ontology-based MCQ generation



The more similar D is to K,
the more difficult is Q.

Anatomy of an MCQ

Which of these is **not** a mammal?

1. Dolphin

2. Whale

3. Tuna

4. Chimpanzee

1. Zebra

2. Giraffe

3. Tuna

4. Chimpanzee

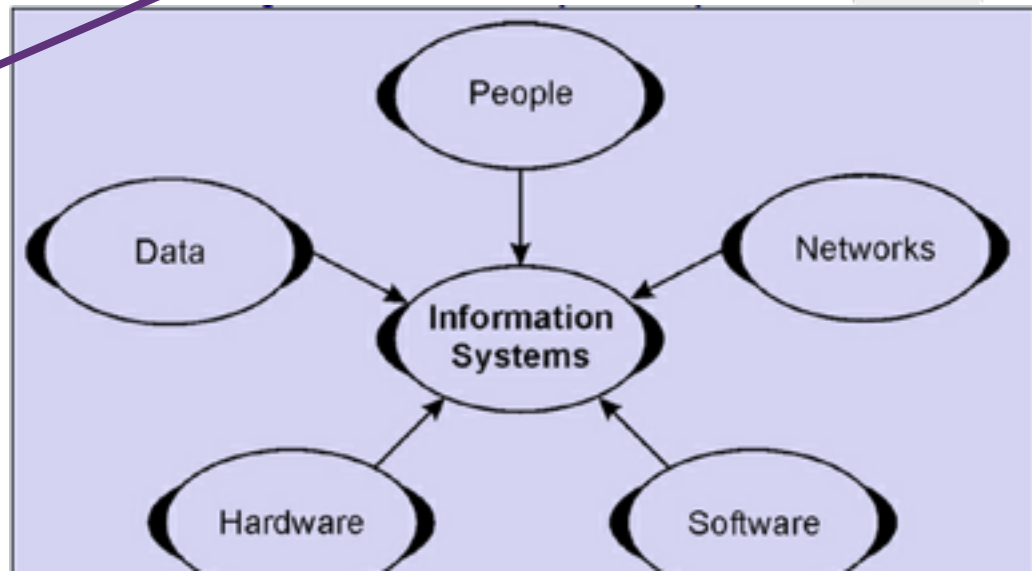
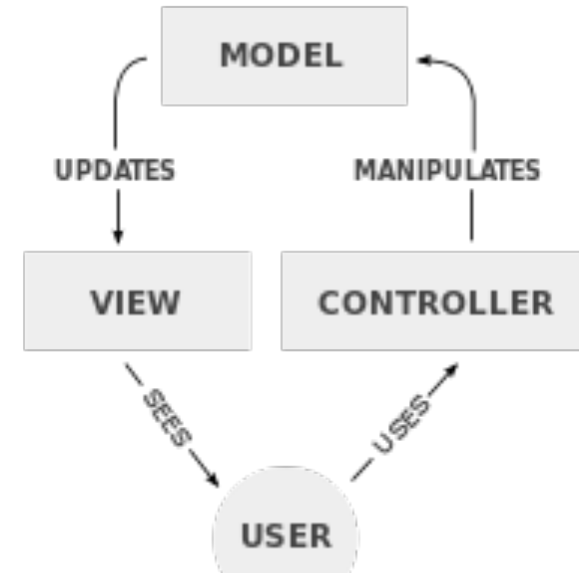
(Why) Is Whale more similar to Tuna than Giraffe?

How to measure similarity of classes in ontologies?

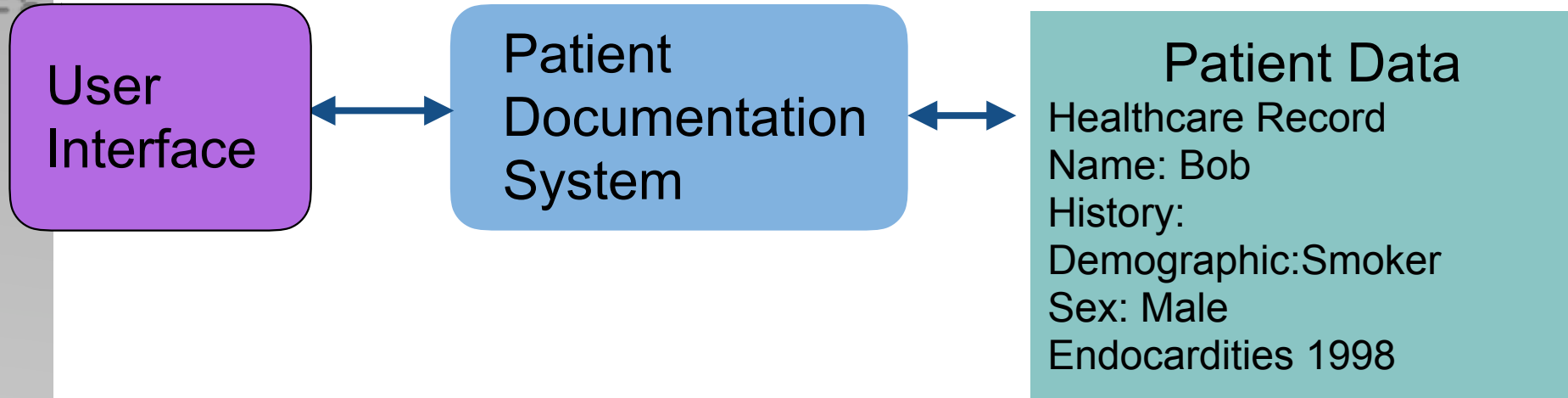
What else do we do with ontologies?

- OBIS: Ontology-Based Information Systems
- Think MVC/Front-End Back-End
- IS needs to store some data, in:
 - relational database
 - no-SQL database
 - files
 - XML docs
 - ...
 - Ontology

Which?

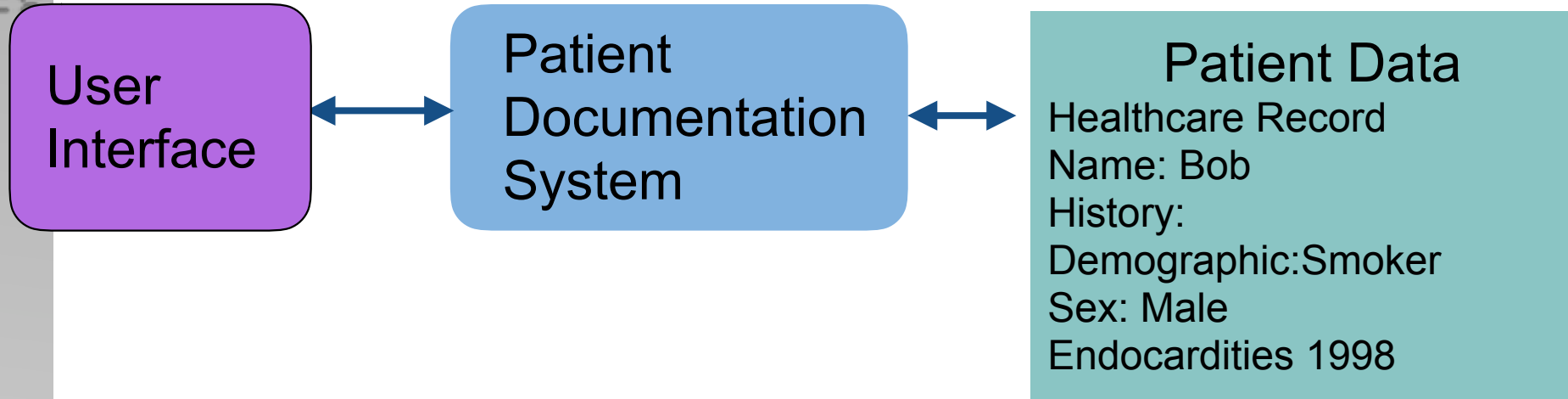


E.g.: Patient Documentation System



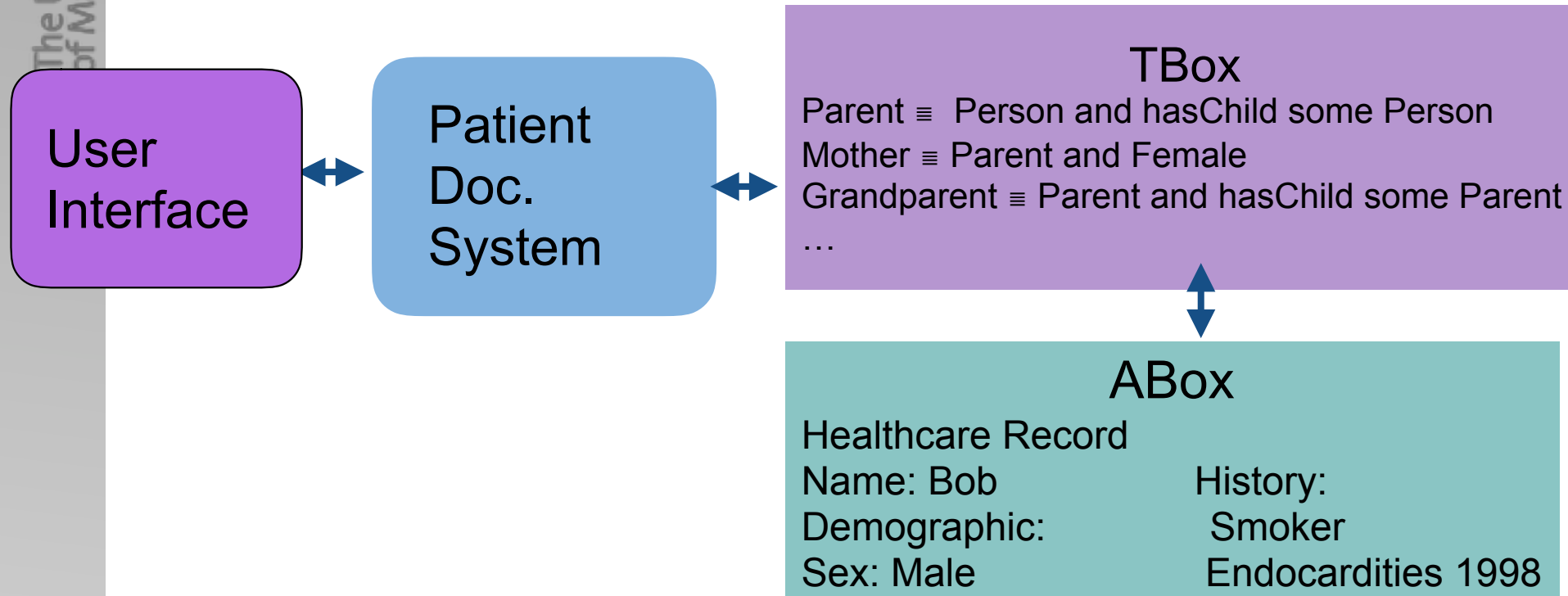
- Information System relies on Patient Data
 - recorded in different systems with possibly different structures
 - recorded by different clinicians with different styles
- Holding Data in DB:
 - many complex queries that need to change with changes in medicin

E.g.: Patient Documentation System



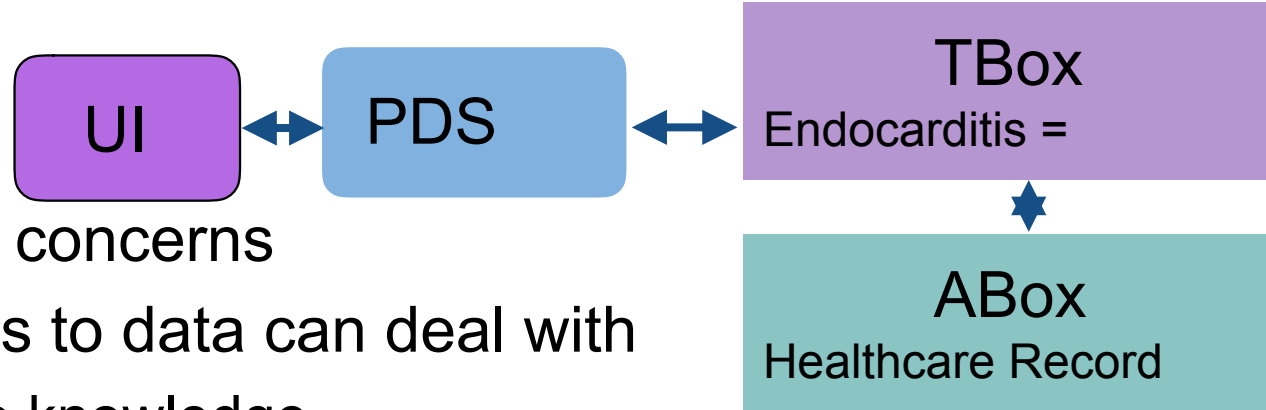
- Toy example: get all *Parents* from database - get
 - those who have a *known child*
 - those described as *Mother* or *Father*
 - those described as *Grandmother* or *Grandfather*
 - ...

Why basing ISs on Ontologies?



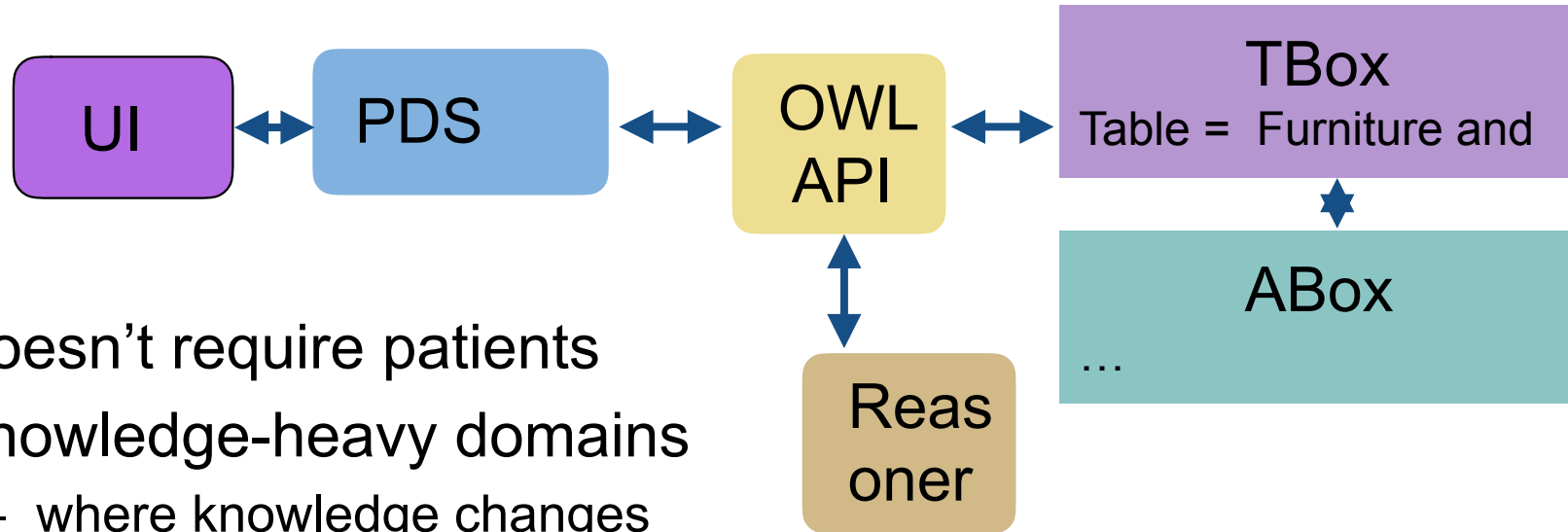
- Toy example: get all *Parents* from ontology:
 - use suitable TBox and
 - retrieve all those who are **entailed** to be an instance of *Parent*
 - ...

Why basing ISs on Ontologies?



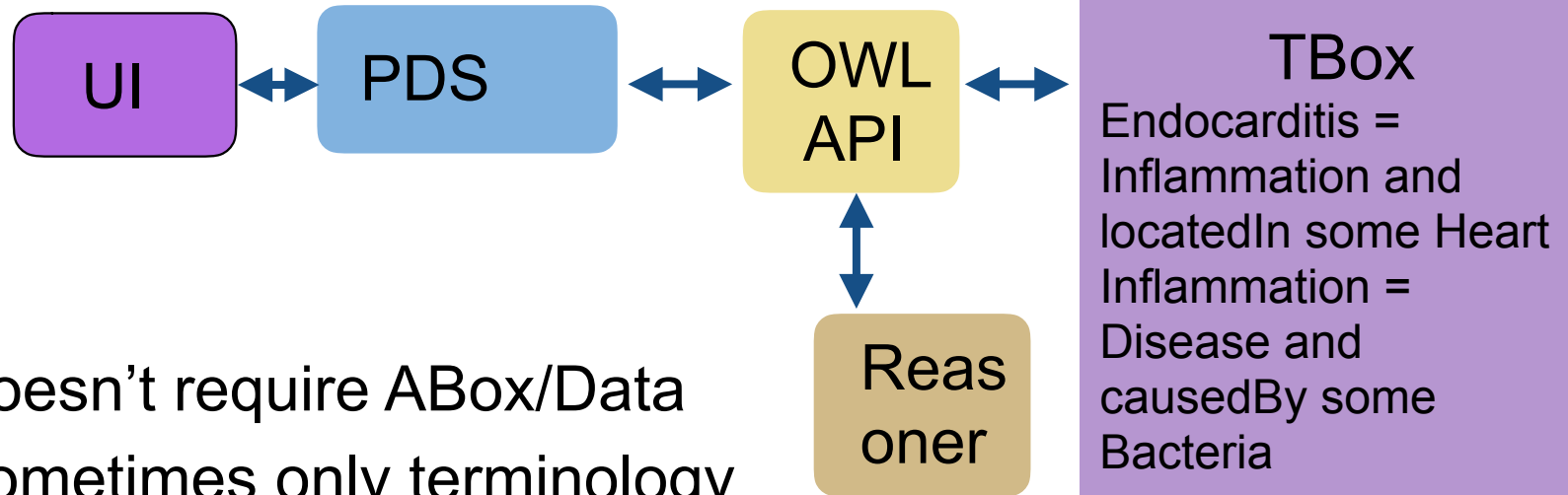
- Separation of concerns
- ✓ flexible access to data can deal with
 - **incomplete** knowledge
 - data coded in different ways
 - complex expressions: post-coordination!
 - data coded & queries on varying levels of granularity
- ✓ via terms as appropriate to IS
 - same data can be linked to different ontologies
- ✓ maintainable
 - changes in background knowledge reflected in updated ontology

Ontology-Based ISs



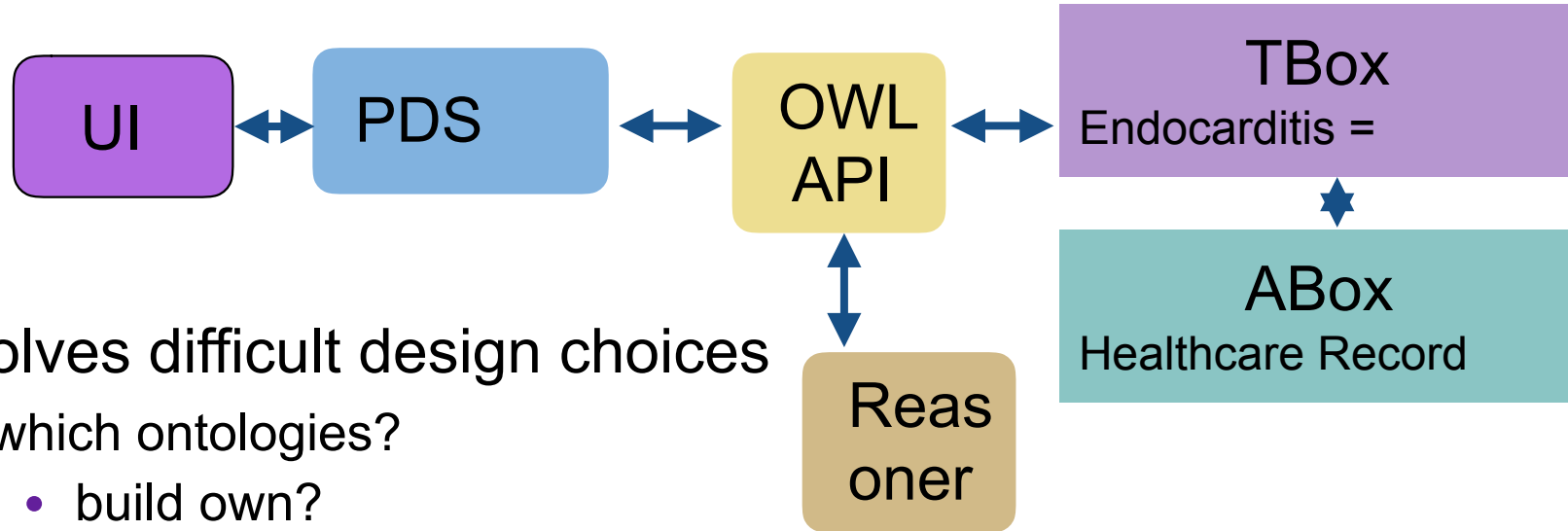
- doesn't require patients
- knowledge-heavy domains
 - where knowledge changes
- Example:
 - furniture
 - restaurants & food properties: allergies, ethical,...
 - biochemistry
 - defence, intelligence
 - (nano) engineering
 - recruitment/skills management

Ontology-Based ISs



- doesn't require ABox/Data
- sometimes only terminology
 - e.g., NCI Thesaurus

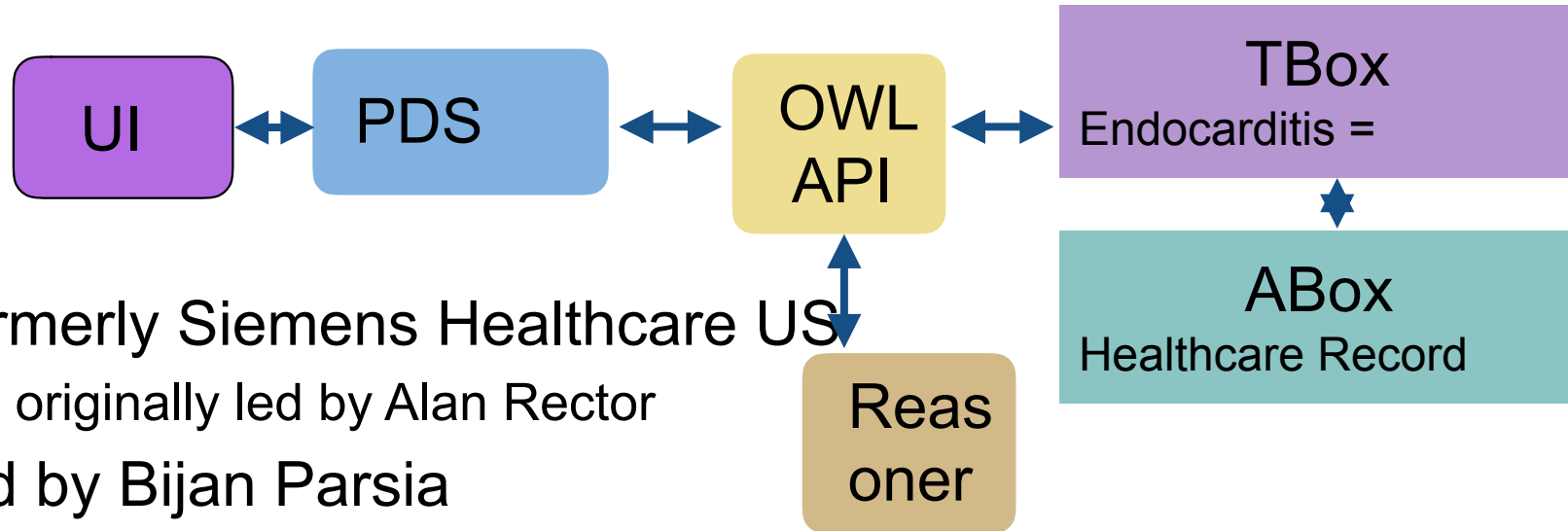
Building Ontology-Based ISs



- involves difficult design choices
 - which ontologies?
 - build own?
 - reuse/extend/combine others?
 - how to map?
 - what to put in OWL classes or Java classes?
 - how to make it scale?
 - which tools to use?
 - OWL API
 - reasoner

We tried to give you knowledge & understanding to answer these questions

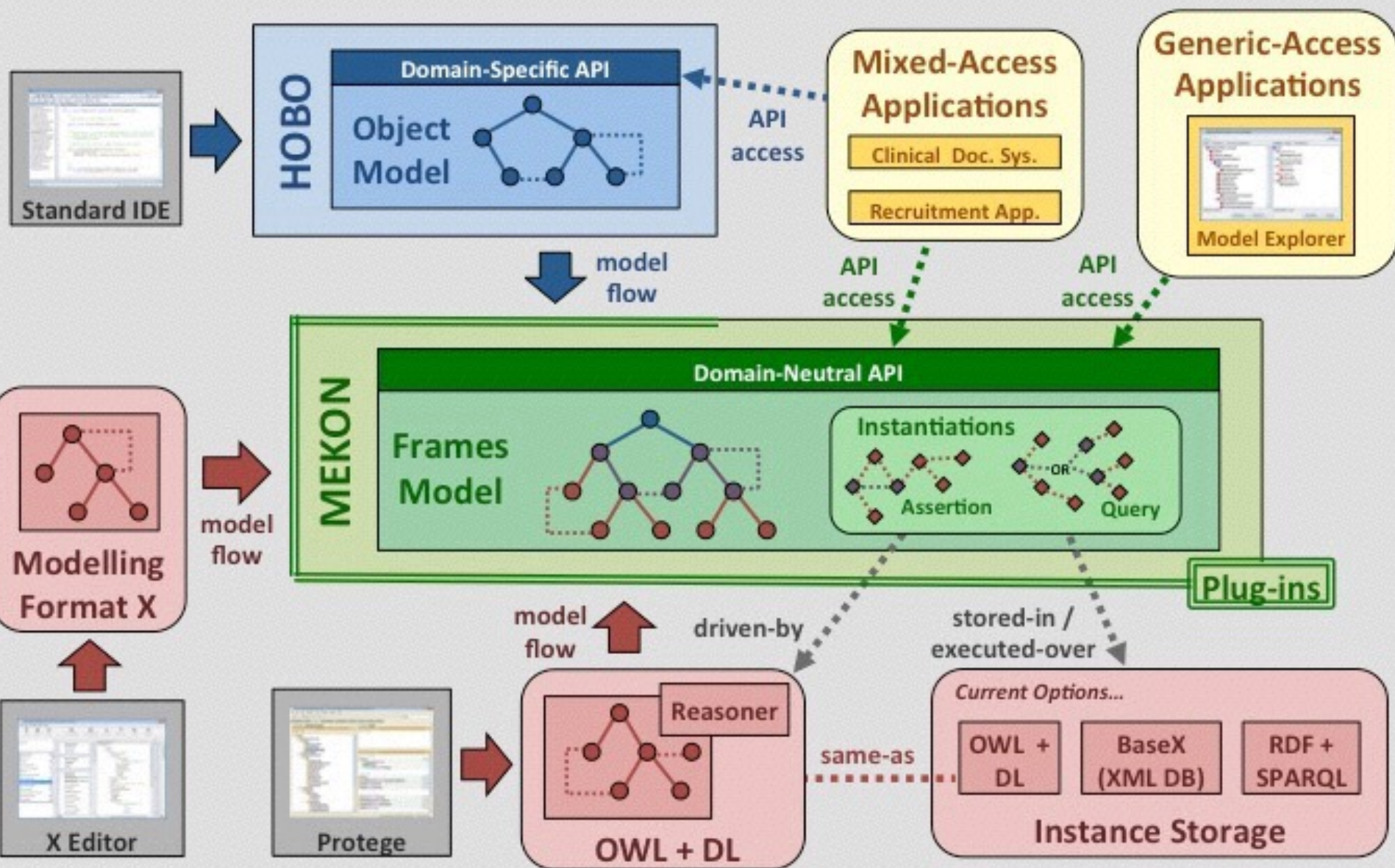
E.g., Cerner Collaboration



- formerly Siemens Healthcare US
 - originally led by Alan Rector
- led by Bijan Parsia
- concerned with patient documentation systems:
 - given the information about patient we have so far
 - what should we ask/document next?
- fine example where
 - **behaviour** depends on but differs from
 - static knowledge captured in ontology
- led to development of Chiron, Hobo, Mekon,...

MEKON & HOBO

Java frameworks for building ontology-driven applications



Challenges of Building an OBIS

- Reasoner Performance/Scalability
 - if your usage scenario doesn't fit reasoner performance, consider
 - other reasoner; see ORE
 - suitable profile
 - your scenario
- New (reasoning) problems crop up
 - entailment explanation (see Protégé's "?")
 - modularity (in OWL API *tools!*)
 - similarity (see MCQ generation)
- Training, maintenance
 - who's building/maintaining the ontology?
 - who's writing the code?
- Tool support
 - many OWL tools around, but few stable/commercial

That's it!

What have we learnt?

- Intro to Knowledge Representation
 - Why do this?
- Knowledge Acquisition
 - What do we model?
- Formalisation, Ontology Patterns
 - How to represent things (in OWL)?
- Semantics and Reasoning
 - Models, entailments, tableau
 - What exactly is it we are saying and what are the consequences?
- OWL API
 - Using ontologies in applications.
- SKOS
 - An alternative to OWL using OWL
- Linked Data
 - Using OWL or RDF(S) for data on the Web
- Usage of ontologies

Coursework this Week

- Core Task: Furniture Ontology (50% of your coursework mark)
 - Submit your report (individual) Thursday, May 17 (65% of CT mark)
 - Submit your ontology (group) Monday, May 14
 - Peer assess your ontologies, Thursday, May 17 (35% of CT mark)
- W5 Query application
 - use the OWL API to query an ontology
 - Monday, May 14
- W5 Post-coordination
 - a short essay
 - Monday, May 14

Your furniture Ontology

- An ontology of furniture
- Classes that enable us to represent furniture & answer competency questions like
 - Which pieces of furniture are found in the greatest number of rooms?
 - Which items of furniture are available in different sizes?
 - What are those sizes?
 - ...see BB for more CQs: we've added some more!
- Class hierarchy organised using the PIMPS upper ontology.
- Peer assessed

- Plus a reflective report on how you built it, interesting aspects of the model

Exam

- Online Exam via Blackboard
 - Two hours
 - Multiple Choice Questions
 - Short Essays
 - Answer **all** questions
-
- ...use Forum for questions!